


FIRST ACCESS

1. Download an authentication app



On your mobile phone, download one of the recommended authentication apps:

- Google Authenticator



- FreeOTP



3. Scan the QR code

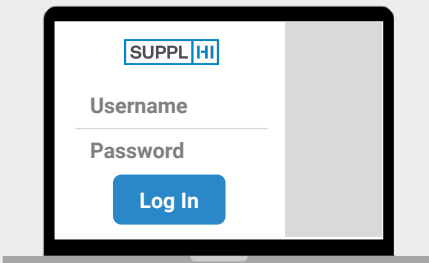
Open the authentication app, scan the QR code in the page



Recommended: rename the SupplHi connection on your app for easier access

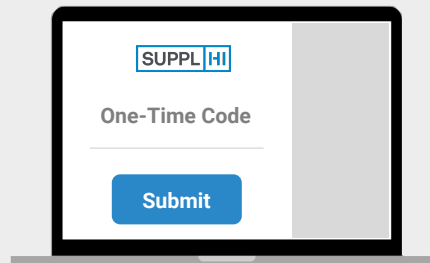
2. Insert your credentials

Insert your credentials on <https://vendor.supplhi.com>



4. Insert the One-Time code

Type on SupplHi the One-Time code appearing in the app



PASSWORD POLICY

must contain at least

- 8 characters
- 1 uppercase character
- 1 lowercase character
- 1 numeric character
- 1 non-alphanumeric character

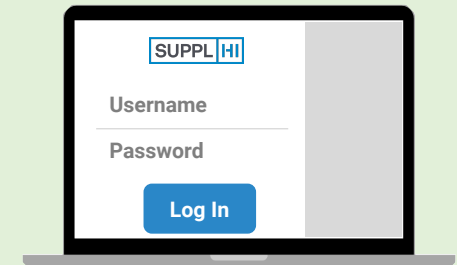
must not

- be the same as the previous 5 passwords
- be attributable to personal data

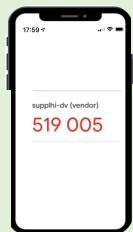
expires every 180 days

AFTER FIRST ACCESS

1. Insert your credentials on <https://vendor.supplhi.com>



2. Open your connection to SupplHi on your authentication app



3. Type the One-Time code and sign in

